

# EDUCATION MANAGEMENT INFORMATION SYSTEM

Report of Higher Education  
2080/81 B.S  
(2024/025 A.D.)

**HIMSHIKHAR MULTIPLE CAMPUS**

**Bheriganga-11, Ramghat, Surkhet**

**HSMC.EDU.NP**

**himshikharmultiplecampus2069@gmail.com**

  
**Campus Chair**  
  
Himshikhar Multiple Campus  
Bheriganga-11, Ramghat, Surkhet  
Estd. 2069  
1

# **EDUCATION MANAGEMENT INFORMATION SYSTEM**

**Report on Higher Education Management  
System**

**2080/81 B.S (2024/025 A.D.)**

  
Himshikhar Multiple Campus  
Dheriganga-11, Panchthar, Nepal  
Est. 2069  
  
Campus Officer

## Foreword: Message from College Head

Himshikhar Multiple Campus, established on 2069 BS) in the commercially and historically significant city of Surkhet, has completed 11 years and is entering its 12th year. This college was founded as a community institution to provide higher education while upholding the historical importance of Shree Shikhar Secondary School and addressing current educational challenges.

With the aim of producing high-quality human resources capable of facing future challenges in a changing environment and preparing a strong educational foundation for the sustainable preservation of the future generation by the present one, this college is running BBS and B.Ed programs with affiliation from Tribhuvan University. The college has its own land, buildings, classrooms, furniture, library, ICT lab, playground, canteen, etc. The main objective of the college is to establish Ramghat as an educational hub and play a leading role in the development of education and civilization in this entire region.

This Campus, operated with regular and physical grants from the University Grants Commission, Surkhet, donations from donors, and student fees, has received a grant for the establishment of a higher education management information system under the digitalization work performance grant program of the fiscal year 2080/81 BS. Efforts are being made to prepare and publish reports incorporating the college's physical, financial, educational, administrative, and statistical data in this system. This is the first publication of this kind. With the establishment of the digitalization system in the college, the college administration expresses full confidence that all the learned teachers and assistant professors teaching in this college will be successful in conducting quality teaching activities through physical presence and online means for the students. All the students are urged to make maximum use of this auspicious opportunity.

Mr. Dhansingh Khadka  
College Head  
Himshikhar Multiple Campus  
Bheriganga-11, Ramghat Surkhet



**Campus Chief**  
Himshikhar Multiple Campus  
Bheriganga-11, Ramghat Surkhet  
Estd. 2069

## Foreword: Message from College Chairman

It is with great pride and pleasure that I extend my heartfelt greetings to all students, parents, faculty members, and well-wishers of Himshikhar Multiple Campus. As the Chairman, I am honored to be a part of an institution that is committed to academic excellence, character development, and community service.

At Himshikhar Multiple Campus, we believe in nurturing young minds through quality education and holistic development. Our dedicated team of educators works tirelessly to create a supportive and inspiring environment that empowers students to reach their fullest potential.

We aim not only to impart knowledge but also to instill values that shape responsible, compassionate, and forward-thinking individuals. As we continue to grow and evolve, we remain committed to our mission of fostering innovation, integrity, and inclusivity in education.

I invite all stakeholders to join hands with us in building a brighter future for our students and our community. Thank you for your continued trust and support. Warm regards!



**Campus Chair**

Himshikhar Multiple Campus  
Bheriganga-11, Surkhet, Nepal  
Estd. 2063

Mr. Mahendra Prasad Jaisai


Chairman Himshikhar Multiple Campus


Himshikhar Multiple Campus Management Committee

Himshikhar Multiple Campus , Bheriganga-11, Surkhet, Nepal

## Acknowledgements

This report has been prepared covering all the students of first year, second year, third year and fourth year of BBS and B.Ed. programs studying at the college in the academic year 2081/82 BS, including gender, year, ethnicity, Dalit and disabled. The report also includes the qualifications, personal details and information of the assistant professors teaching at the college. Also, based on sufficient evidence and facts, the details of the college's physical assets such as land, buildings, classrooms, furniture, laboratories, equipment etc. have been specified. All the data will be presented online to the UGC and Tribhuvan University through the active dynamic website established in the college. The institution would like to express its sincere gratitude to all the staff and teachers who helped in making this college successful.



  
Himachal Multiple Campus  
Bheriganga-11, Ramghat, Kathmandu  
Estd. 2069  
**Campus Chief**

## Abbreviations and Acronyms

**HEMIS-** Higher Education Management Information System

**MoE-** Ministry of Education

**UG-** Undergraduate

**PG-** Postgraduate

**STEM-** Science, Technology, Engineering, and Mathematics

**GPA-** Grade Point Average

**ICT -** Information and Communication Technology

**DoE-** Department of Education

**NA-** Not Available

**UGC -** University Grants Committee

**B.B.S-** Bachelor in Business Studies

**B.Ed-** Bachelor in Education

**GPI -** Gender Parity Index



## Executive Summary

This is a brief description prepared by the college to be submitted to the University Grants Commission, Sanathimi, Bhaktapur.

### 1. Academic Status:

This college, established in 2069 BS with affiliation from Tribhuvan University, has completed 11 years and entered its 12th year. Here, two academic programs, BBS from the academic session 2062 and B.Ed. from 2063, have been running for 4 years. The details of students studying in this college in the academic year 2081/082 are as follows:

S.No.	Program	Level	Gender		
			Male	Female	Total
1	Bachelor in Business Studies	Bachelor	37	75	112
2	Bachelor in Education	Bachelor	58	183	241
Total			95	258	353

In this academic year, there are 2 full-time college Campus Chief & Asstant Campus Chief, 1 accounts Assistant, 1 peon working in this college, while 15 part-time assistant professors are teaching.

### 2. Physical Condition:

This college was formally established in 2069 BS. This college owns 7 ropani, of land. There are 2 concrete buildings with 22 rooms and 1 meeting hall in the land owned by the college. Other physical assets of the college include 80 sets of desks and benches, 1 chairs, 1 set of sofas, 15 sets of office tables and chairs, 1 armchair, 1 computer, 2 sets of printers (three-in-one), 1 projector, 4 laptop, and 2 bookshelves. Wi-Fi, office, library, and CCTV cameras have been installed in all rooms and the college premises.

### 3. Financial Status:

The main sources of income for the college are individual and institutional donations, grants, fees, and interest on fixed deposits. The income for the fiscal year 2080/81 was Rs 1,63,14,274 and the expenditure was Rs 1,72,97,764.

### 4. Social Status:

Following the restructuring of the state, this college is located in Bheriganga municipality-11, Ramghat, in the Surkhet district under Karnali Province. There are 10 secondary schools around it they are teaching up to class 12. In this area, there are many marginalized people from Kami,

  
Himshikhar Multiple Campus  
Bheriganga-11, Ramghat, Surkhet  
Established 2069  
**Campus Chief**

Damai, Sarki, Gurung, Magar, Sherpa and other educationally backward classes, and economically disadvantaged communities.

#### 5. Potential and Strengths:

- ❖ This college is located in the central location of the surrounding settlements from a geographical point of view.
- ❖ Bheriganga has been a commercial center for many years, so the settlement is well-organized.
- ❖ The interest in studying higher education in the local community is increasing. After the earthquake, the human settlement of the high hilly area has started to live around this Ramghat market, the population density has increased. .
- ❖ The transportation network is connected to the surrounding settlements centering on Ramghat & Chhinchu market.
- ❖ With the completion of the construction of its own building, the physical infrastructure of the college has become well-organized.
- ❖ As Ramghat local area has been upgraded from VDC to municipality, the importance of the college has increased.

#### 6. Challenges and Weaknesses:

- Due to the increasing trend of students going abroad, the number of students has started to decrease.
- Policies have not been formulated by the state to conduct educational programs in technical education.
- The regularity of students' attendance has started to decline.
- The college has to rely only on student fees and limited grants from the University Grants Commission (UGC) as the main source of operation.
- Due to the lack of regular financial resources, the number of full-time lecturers is low.

#### 7. Future programs and solutions to problems:

- ✓ It is aimed to construct separate toilets for students and staff in the coming year 2081/82.
- ✓ Students will be facilitated to attend regularly.

  
Nimshikhar Multiple Campus  
Bheriganga-11, Ramghat, Surkhet  
Estd. 2069

  
**Campus Chief**

Damai, Sarki, Gurung, Magar, Sherpa and other educationally backward classes, and economically disadvantaged communities.

#### 5. Potential and Strengths:

- ❖ This college is located in the central location of the surrounding settlements from a geographical point of view.
- ❖ Bheriganga has been a commercial center for many years, so the settlement is well-organized.
- ❖ The interest in studying higher education in the local community is increasing. After the earthquake, the human settlement of the high hilly area has started to live around this Ramghat market, the population density has increased. .
- ❖ The transportation network is connected to the surrounding settlements centering on Ramghat & Chhinchu market.
- ❖ With the completion of the construction of its own building, the physical infrastructure of the college has become well-organized.
- ❖ As Ramghat local area has been upgraded from VDC to municipality, the importance of the college has increased.

#### 6. Challenges and Weaknesses:

- Due to the increasing trend of students going abroad, the number of students has started to decrease.
- Policies have not been formulated by the state to conduct educational programs in technical education.
- The regularity of students' attendance has started to decline.
- The college has to rely only on student fees and limited grants from the University Grants Commission (UGC) as the main source of operation.
- Due to the lack of regular financial resources, the number of full-time lecturers is low.

#### 7. Future programs and solutions to problems:

- ✓ It is aimed to construct separate toilets for students and staff in the coming year 2081/82.
- ✓ Students will be facilitated to attend regularly.

  
Nimshikhar Multiple Campus  
Bheriganga-11, Ramghat, Surkhet  
Estd. 2069

  
Campus Chief

- ✓ Work has been done to prepare a plan to build a Digitalization System in the college and to establish related training and other education management information systems.
- ✓ Will remain active in obtaining grant assistance from relevant organizations.
- ✓ Request the concerned body to conduct the technical education program.

Finally, it is believed that positive suggestions, cooperation and advice will be received from the gentlemen directly or indirectly related to the college. Also, it is humbly requested to the University Grants Commission to always have their support and cooperation for the educational, physical and economic development of the college.

  
Nirmal Multiple Campus  
Ramghat-11, Ramghat  
Estd. 2059  
*[Signature]*  
**Campus Chief**

# TABLE OF CONTENT

1) Introduction.....	11
2) College Level, Faculty and Program.....	12
3) Student Enrollment.....	13
4) Pass Rate.....	18
5) Graduates .....	20
6) Gender Parity Index .....	21
7) Public Financing .....	22
8) Teachers and Staff.....	23
9) Student-Teacher Ratio .....	25
10) Recent Trends.....	26
11) Annex Summary Enrollment by Level, Faculty, Program, Gender and Caste Ethnicity .....	32

  
 Himachal Pradesh Sahitya Akademi  
 Multiple Campus  
 Bhadracharya-11, Bhadracharya, Uttarakhand  
 Estd 2009  
  
**Campus Cheif**

## 1) Introduction

Among the seven provinces of Nepal, Surkhet is one of the 10 districts in Karnali Province. Surkhet district has 9 local levels, among which Bheriganga Municipality is located in the Surkhet district of Karnali Province in Western Part of the country. This college is located in Ramghat, Ward No. 11 of Bheriganga Municipality. It is situated 572 km west of Nepal's capital, Kathmandu, and 82 km south of Rupaidiha, the Indian border. The Ramghat market is said to have been established 250 years ago. In ancient times, this market was known as a resting place for travelers going to and from India and Nepal. There are 10 secondary schools operating up to class 12 around Bheriganga. With the intention that young people who have passed secondary level education can easily get the opportunity to study higher education at the local level, the education-loving parents of this local area. It obtained affiliation from Tribhuvan University on 2069 BS and has been operating BBS & B Ed four years academic educational programs of TU as a non-profit, service-oriented community educational institution.



Fig. 1.1: College Building

  
Himachikhar Multiple Campus  
Bheriganga-11, Ramghat, Surkhet  
Estd 2069  
*[Signature]*  
**Campus Chief**

## 2) College Level, Faculty and Program

S.No	Level	Faculty	Programs	Status
1	Bachelor	Education	Bachelor in Education	Active
2	Bachelor	Management	Bachelor in Business Studies	Active

*Fig. 2.1: Level, Faculty and Programs in the College*

The table presents a detailed overview of the academic programs offered at the college, highlighting the level of study, faculty, specific programs, and their current status. This information provides insight into the institution's academic structure and the opportunities available for students.

Both programs listed fall under the **Bachelor** level. The **Bachelor in Education** program, which is part of the **Faculty of Education**, has been available at the college since 2069 B.S. This program is designed to prepare students for careers in the education sector by equipping them with the necessary knowledge and teaching skills.

On the other hand, the **Bachelor in Business Studies** program, under the **Faculty of Management**, was introduced earlier, on 2070 B.S. This program aims to develop students' managerial and business skills, preparing them for diverse roles in the corporate world.

Both programs are currently marked as **Active**, meaning they are open for enrollment and continue to be part of the college's academic offerings. Their long-standing presence indicates the institution's commitment to providing quality education in both the education and management fields.



### 3) Student Enrollment

- Total no of students by faculty and gender

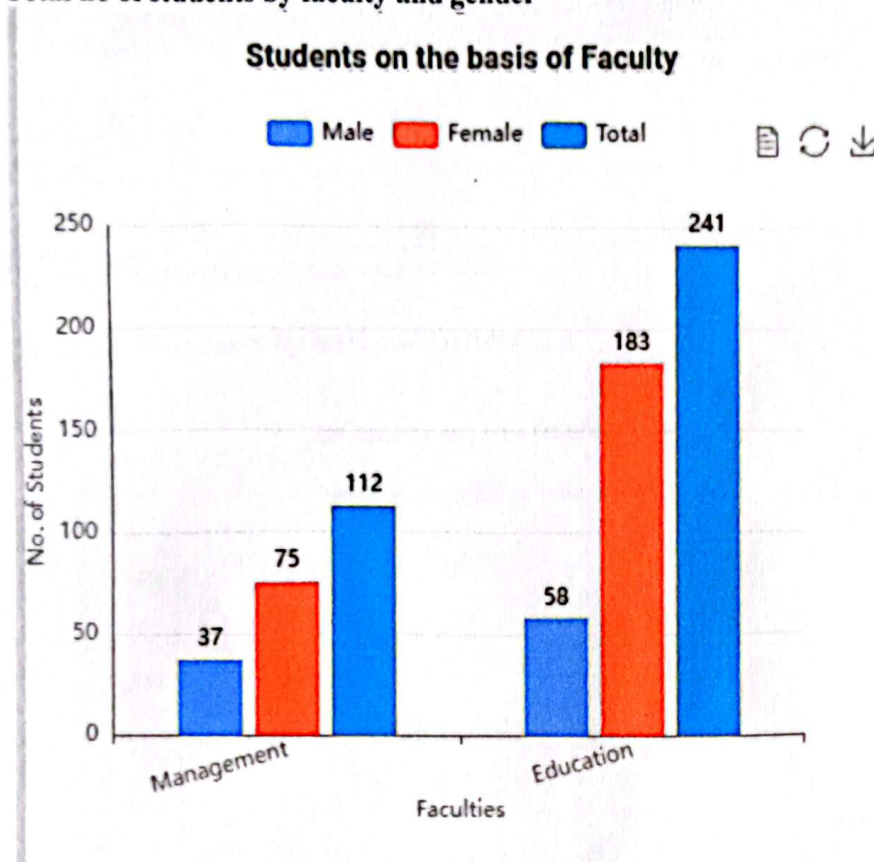


Fig. 3.1:

*Number of students studying in Himshikhar Multiple Campus by faculty and gender*

The graph presents the number of students enrolled and studying at Himshikhar Multiple Campus based on gender in the Management and Education faculties. There are 112 students studying currently in the Management faculty of which 37 are male and 75 female students, totaling 112. In the Education faculty, 58 males and 183 females are enrolled, making a total of 241 students. Female students outnumber males in both faculties, with a significant gap in the Management faculty. Overall, the Education faculty has more students, but the trend shows higher female enrollment in both fields.

- Total no of students by Faculty and ethnicity

The data below represents that the College has a total of 353 faculty members across the Management and Education faculties. The Management faculty consists of 112 members, with the highest representation from Dalit (24) and Chhetri (58). The Education faculty has 241

members, with Dalit (51) and Chhetri (145) being the majority groups. Other ethnic groups, including Brahman, Madhesi, Dalit, Muslim, and Others, have smaller representations.

S.No.	Faculty	Total	Ethnicity							Total
			Chhetri	Brahman	Madhesi	Dalit	Muslim	Janajati	Others	
1	Management	112	58	8	0	24	0	14	8	112
2	Education	241	145	12	1	51	0	17	15	241
<b>Grand Total</b>		<b>277</b>	<b>96</b>	<b>21</b>	<b>2</b>	<b>4</b>	<b>1</b>	<b>147</b>	<b>6</b>	<b>353</b>

Table 3.1: No. of students by faculty and ethnicity

- Total no of students by level and Gender

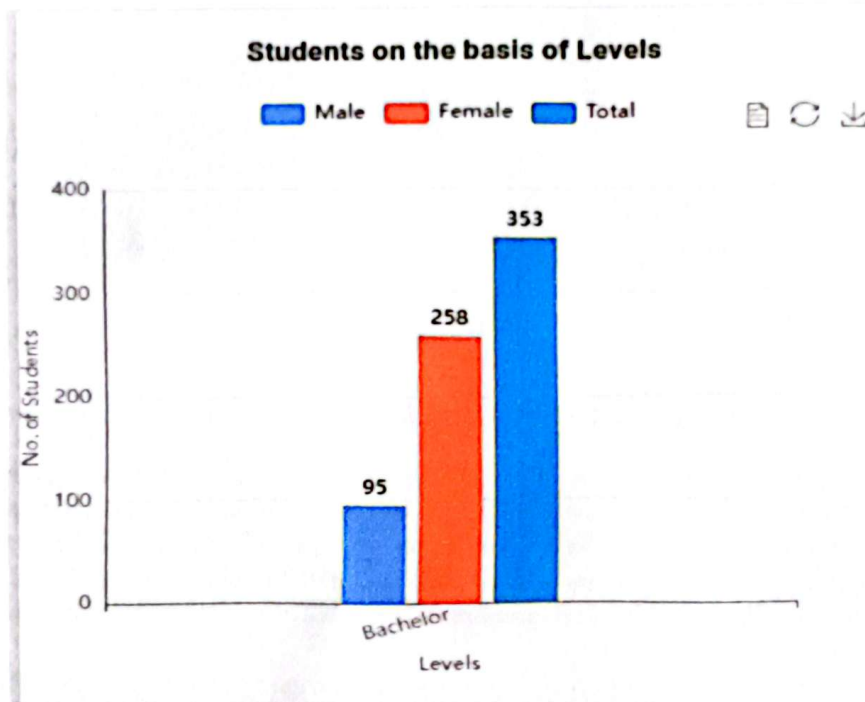
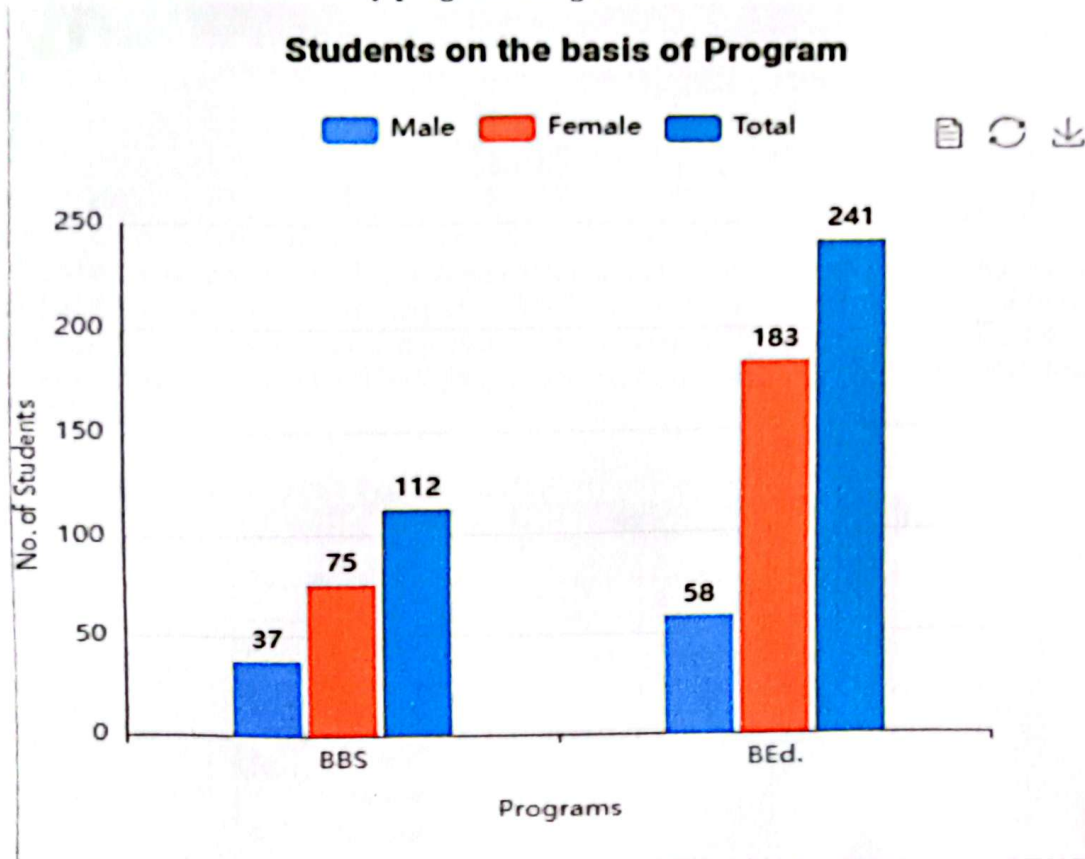


Fig.3.2: Number of students studying in the College by level and gender

Overall, 353 students studying at Himshikhar Multiple Campus right now in a Bachelor's of management and education. Among them 258 are females and 95 are males.

  
 Himshikhar Multiple Campus  
 Ramghat, Biratnagar  
 Campus Chief

- Total no of students by program and gender



*Fig. 3.3. Number of students studying in Himshikhar Multiple Campus by program and gender*

The bar graph represents the number of male and female students enrolled in two programs (BBS and B.Ed.) at Himshikhar Multiple Campus. The BBS program has 37 male and 75 female students, totaling 112 students. The B.Ed. program has 58 male and 183 female students, making a total of 241 students. The data indicates that the B.Ed. program has a higher number of female students compared to males, whereas the BBS program has a more balanced gender distribution.

- Total no of students by program, ethnicity and gender

S.No.	Program Name	Gender			
		Male	Female	Others	Total
1	B.B.S	37	75	0	112
2	B.Ed	58	183	0	241
Grand Total		95	258	0	353

  
 Himshikhar Multiple Campus  
 Campus Chief

Ethnicity								
Chhetri	Brahman	Madhesi	Dalit	Muslim	Tharu	Janajati	Others	Total
58	8	0	24	0	0	14	8	112
145	12	1	51	0	0	17	15	241
203	20	1	75	0	0	31	23	353

**Table 3.2: No. of students by program, ethnicity and gender**

The table above presents student enrollment data at the College, categorized by program, gender, and ethnicity. It includes two programs: B.B.S with 112 students and B.Ed with 241 students, totaling 353 students. Gender distribution shows 95 males, 258 females. Ethnically, the majority belong to Dalit (75), followed by Chhetri (203) and Janajati (20), with smaller representations from other groups.

• **Total no of students by district, ethnicity and gender**

S.No.	District	Male	Female	Total Gender
1	Baitadi	0	1	1
2	Bajura	1	0	1
3	Bardiya	0	1	1
4	Dailekh	5	4	9
5	Dang	0	1	1
6	Jajarkot	1	3	4
7	Makwanpur	0	1	1
8	Rukum(West)	0	2	2
9	Salyan	0	2	2
10	Surkhet	88	245	1
Total		95	260	353

S.No.	District	Gender				EDJ	Caste Ethnicity							
		Male	Female	Other	Total		Brahman	Chhetri	Madhesi	Dalit	Muslim	Tharu	Janajati	Others
1	Baitadi	0	1	0	1	0	0	0	1	0	0	0	0	0
2	Bajura	1	0	0	1	0	0	1	0	0	0	0	0	0
3	Bardiya	0	1	0	1	0	0	1	0	0	0	0	0	0
4	Dailekh	5	4	0	9	0	2	6	0	1	0	0	0	0
5	Dang	0	1	0	1	0	0	0	0	0	0	0	0	1
6	Jajarkot	1	3	0	4	0	0	4	0	0	0	0	0	0
7	Makwanpur	0	1	0	1	0	0	0	0	0	0	0	0	1
8	Rukum (West)	0	2	0	2	2	0	0	0	0	0	0	2	0
9	Salyan	0	2	0	2	0	0	2	0	0	0	0	0	0
10	Surkhet	88	245	0	333	27	18	191	0	74	0	0	29	21
11	Total	95	260	0	355	29	20	205	1	75	0	0	31	23

**Table 3.3: No. of students by district, ethnicity and gender**

The table above represents student demographics at the College, categorized by district, gender, and ethnicity. **Surkhet** dominates the student population with **191** out of **353** students, while other districts contribute only **one or two** students each. **Female students (258)** outnumber **male students (95)**. Ethnically, the majority belong to the **Janajati group (31)**, followed by **Chhetri (203)** and **Brahman (20)**, while other groups like **Madhesi (1)**, **Dalit (75)**, and **Muslim (0)** have minimal representation. The data highlights **Surkhet**

as the primary source of students, with **Dalit and Chhetri** being the most common ethnic groups. The gender distribution also shows a significantly higher number of **female students compared to males**.

• **Total no of students by province and gender**

S.No.	Faculty	Gender			
		Male	Female	Others	Total
1	Education	58	183	0	241
2	Management	37	75	0	112
Grand Total		95	258	0	353

S.No.	Program	Koshi	Madhesh	Bagmati	Gandaki	Lumbini	Karnali	Sudurpashchim	Total
1	Bachelor in Business Studies	0	0	0	0	2	109	1	112
2	Bachelor in Education	0	0	1	0	0	239	1	241
Grand Total		0	0	1	0	2	348	2	353

**Table 3.4: No. of students by province and gender**

The data shows the distribution of faculty across seven province, with **Education and Management** faculties contributing to the total of **353** faculty members. **Education** has **241** faculty members, while **Management** has **112**. Of the total, **95** are male and **258** are female. The highest concentration of faculty is in **Karnali (239)** in **Education** and **109** in **management**, while other regions like **Bagmati** and **Lumbini** have fewer faculty members. The data reflects gender disparities, with more **female** faculty members than **male** ones overall.

  
 **Campus Chief**  
 Himachal Multiple Campus  
 Dhangra-11, Ramghat, Surkhet  
 ESTD 2063

## 4) Pass Rate

S. No.	Program	Students appeared in Exam			Students passed in Exam			Passed percentage %		
		Male	Female	Total	Male	Female	Total	Male	Female	Total
1	B.B.S	19	58	77	5	13	18	26.31%	22.41%	23.37%
2	B.Ed.	26	131	157	4	18	22	15.38%	13.74%	14%
<b>Total</b>		<b>45</b>	<b>189</b>	<b>234</b>	<b>9</b>	<b>31</b>	<b>40</b>	<b>20%</b>	<b>16.40%</b>	<b>17.09%</b>

Table 4.1: Pass Rate of the students of the college of fiscal year 2080/81

In the fiscal year 2080/81, a total of 234 students appeared in the exams of both programs i.e. Bachelor of Business Education (B.B.S) and Bachelor of Education (B.Ed.), comprising 45 male and 189 female students.

The B.B.S program saw a total of 77 students appearing for the exams 19 males and 58 females. Of these, 19 male and 58 female students passed, resulting in a total of 18 successful candidates. This yielded a relatively strong overall pass rate of 23.37%, with male students achieving 26.31% and female students slightly ahead at 22.41%.

The B.Ed. program, on the other hand, had 157 students appearing 26 males and 131 females. 4 out of the 26 male students passed (15.38%), while 18 of the 131 female students succeeded (13.74%) in this program, producing a total program pass rate of 14%.

When looking at the total results across both programs, 40 out of 234 students passed the examinations, giving Himshikhar Multiple Campus an overall pass rate of 17.09%. Breaking this down by gender, 9 of 45 male students (20%) and 31 of 189 female students (16.40%) passed their respective exams.

S.No.	Program	Students appeared in Exam			Students passed in Exam			Passed percentage %		
		Male	Female	Total	Male	Female	Total	Male	Female	Total
1	B.B.S	21	55	76	3	7	10	14.28%	12.72%	13.15%
2	B.Ed.	48	160	208	9	28	37	18.75%	17.50%	17.78%
<b>Total</b>		<b>69</b>	<b>215</b>	<b>284</b>	<b>12</b>	<b>35</b>	<b>47</b>	<b>17.39%</b>	<b>16.27%</b>	<b>16.54%</b>

Table 4.2: Pass Rate of the students of the college of fiscal year 2081/82

Similarly, in the fiscal year 2081/82 (B.S.), a total of 284 students appeared in the exams of both programs i.e. Bachelor of Business Education (B.B.S) and Bachelor of Education (B.Ed.), comprising 69 male and 215 female students.

In the B.B.S program, 76 students appeared—21 male and 55 female. Of these, 3 male and 7 female students passed their exams. This results in a high male pass rate of 14.28% and a solid female pass rate of 12.72%, bringing the overall program pass rate to 13.15%. These figures suggest that B.B.S students, particularly males, performed very well during this academic year.

  
 Himshikhar Multiple Campus Cheif 18

The **B.Ed. program** had a total of **208 students** appearing in the examination, including **48 male** and **160 female** students. Out of these, **9 males** and **28 females** passed. The pass rate for male students in B.Ed. was a commendable **18.75%**, while the female pass rate was **17.50%**, resulting in a total program pass percentage of **17.71%**.

When combining the results of both programs, **12 out of 69 male students** passed, and **35 out of 215 female students** passed. The overall pass rate for the college in fiscal year 2081/82 stands at **16.54%**, with males achieving an impressive **17.39%** and females achieving **16.28%**.

In summary, Himshikhar Multiple Campus shows the data from fiscal year **2080/81 & 2081/82**, with the overall pass rate is **17.09% & 16.54%** respectively. The **B.B.S program** remained the college's **strongest academic stream**, consistently achieving higher success rates than B.Ed. Meanwhile, the **B.Ed program** showed **gradual improvement**, particularly among female students. These results suggest that recent academic efforts and strategies are yielding results, setting a promising foundation for continued growth and stronger outcomes in the future.

  
  
Himshikhar Multiple Campus  
Bheriganga-11, Ranchi, Jharkhand  
Est. 1984  
**Campus Chief**

## 5) Graduates

Graduation marks a significant achievement in a student's academic journey. It represents years of dedication, hard work, and perseverance. Graduates are individuals who have successfully completed a specific level of education, whether at a high school, college, or university.

For many, graduating opens the door to new opportunities, such as higher education, employment, or entrepreneurial ventures. It is not just a personal accomplishment but also a stepping stone toward contributing to society. Graduates bring fresh ideas, skills, and innovations that help drive progress in various fields.

In institutions like Himshikhar Multiple Campus, analyzing graduate data helps understand trends in student success, employment rates, and areas for academic improvement. This data plays a crucial role in shaping future educational policies and programs.

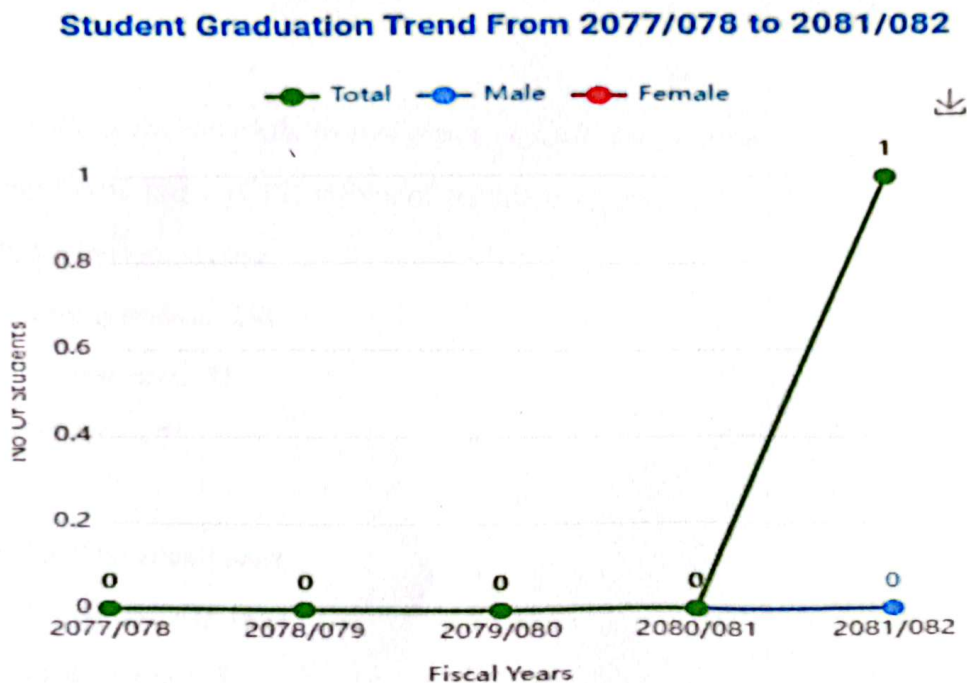


Fig 5.1: Students graduates' chart

Since this data is still being collected and updated over time, future trends may provide better insights into graduation rates, gender distribution, and other relevant factors. As more data becomes available, patterns in graduation rates will become clearer. Future trends may reveal whether the fluctuations are part of a recurring cycle or influenced by specific factors such as enrollment numbers, academic policies, or external conditions.

## 6) Gender Parity Index

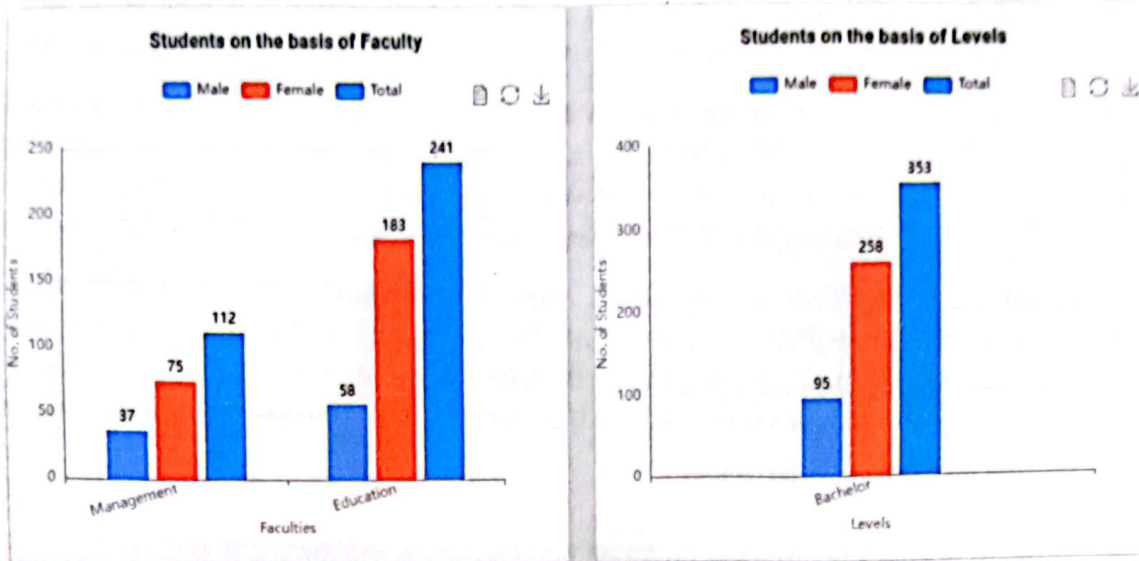


Fig. 6.1: No. of students on the basis of gender in faculty and program

Gender Parity Index (GPI) = (No. of female students) / (No. of male students)

### 1. GPI for Bachelor Level:

- Female students: 258
- Male students: 95

$$\text{GPI} = 258/95 = 2.71$$

### 2. GPI for Education Faculty:

- Female students: 183
- Male students: 58

$$\text{GPI} = 183/58 = 3.15$$

### 3. GPI for Management (MGMT) Faculty:

- Female students: 75
- Male students: 37

*[Signature]*  
 Himshikhar Multiple Campus Chail  
 Cherganga-11, Ramghat, Surkheda  
 Estd. 2009

$$\text{GPI} = 75/37 = 2.02$$

From the given data we can analyze that, For the **Bachelor Level** as a whole, the GPI is 2.71, which means there are significantly more female students than male students at this level. This suggests a stronger female representation in the Bachelor-level program at the College.

When we break this down further into specific faculties, we see even more interesting trends. In the **Education Faculty**, the GPI is 3.15, which indicates an even more pronounced gender imbalance in favor of female students. This means that there are more than two female students for every male student in this faculty, showing a very strong female presence.

On the other hand, in the **Management Faculty**, the GPI is 2.02, which is still greater than 1, indicating more female students than male students, but the gender difference is not as large as in the Education Faculty. This shows that while the Management Faculty has a slightly more balanced gender representation, it still leans toward having more female students.

## 7) Public Financing

Community campuses in Nepal, like us, receive financial support primarily through government grants, local community contributions, and student fees. The government of Nepal provides various types of funding to community campuses to ensure accessible and affordable education for students, especially in rural and semi-urban areas.

One of the major sources of financial support comes from the **University Grants Commission (UGC) of Nepal**, which provides grants based on academic performance, student enrollment, and institutional needs. These grants are categorized into **regular grants**, **performance-based grants**, and **development grants**. Regular grants help cover operational expenses such as faculty salaries and administrative costs, while performance-based grants are awarded to institutions that meet academic quality benchmarks. Development grants, on the other hand, are allocated for infrastructure improvement, such as building classrooms, libraries, and laboratories.

Apart from government funding, local municipalities and provincial governments also contribute financial aid to community campuses. These funds are often used for scholarship programs, faculty development, and facility enhancement.

  
Himeshikhar Multiple Campus  
Bhalingga-11, Ramchauri  
2069  
  
Campus Chief

Sources of Income	Amount (Rs.)	Total Expenditures			
		Operating Costs	Amount	Capital Expenditure	Amount
Internal Source	3674650	Internal Source	5356640	Internal Source	
UGC Grant	12639624			UGC Grant	12639624
Grand Total	16314274		5356640		12639624

*Fig 7.1: Income and Expenses of college in last fiscal year*

The image presents a financial summary of the College, outlining both its **sources of income** and **total expenditures**. The institution receives income from various sources, including **grants from the University Grants Commission (UGC)**, **student certification fees**, **student annual fees**, and **other miscellaneous sources**. Among these, the **largest share of income** comes from the **UGC grant**, amounting **Rs. 1,53,45,600**. The second-highest source is the grant from **Bheriganga municipality** amounting **Rs. 44,94,024**. The student admission & annual fees, which contributes **Rs. 29,12,250**. Additionally, the institution earns **Rs. 45,000** from **student certification fees**, and **Rs. 7,17,400** from **other income**. Altogether, the **total income** amounts to **Rs. .**

On the expenditure side, the institution's expenses are divided into two main categories: **operating costs** and **capital expenditures**. Operating costs cover the day-to-day functioning of the institution and include **salaries of employees (Rs. 34,94,735)**, **stationery expenses (Rs. 43,121)**, **examination fees (Rs. 22,400)**, **audit fees (Rs. 36507.50)**, **meeting and official expenses (Rs. 45680)**, and **electricity and communication costs (Rs. 22,900)**. Other expenses amounting **Rs. 1,20,74,382.50**. These items together make up the **total operating expenditure**, which stands at **Rs. 1,57,39,726**.

In terms of **capital expenditures**, which typically involve long-term assets or infrastructure improvements, the institution spent **Rs. 1,03,68,085** on **building**, **Rs. 15,000** on **table purchase**. These items collectively total **Rs. 1,03,83,085** under capital expenditure.

## 8) Teachers and Staff

There are altogether 17 teachers and staff working in the college. The data are given as follow:

- **Total no of Teachers and staff by position, Job Type and gender**

  
**Campus Cheer**  
 Himachal Pradesh Multiple Campus  
 Bheriganga-11, Ramghat, Sunkh  
 Estd 2003

Post	Temporary			Part time			Grand Total
	Male	Female	Total	Male	Female	Total	
Asst. Lecturer	2	0	2	13	0	13	15
Ass. Accountant	1	0	1	0	0	0	1
Peon	0	1	1	0	0	0	1
<b>Total</b>	<b>3</b>	<b>1</b>	<b>4</b>	<b>13</b>	<b>0</b>	<b>13</b>	<b>17</b>

*Table 8.1: No. of teachers and staff by post, job type and gender*

This table presents the distribution of employees at the college based on their job position, job type (temporary & part time), and gender. The roles listed include Lecturer, Assistant, and Assistant Accountant. Among the Lecturers, 2 are employed on a temporary basis, while 13 are hired on a part time basis all of them being male.

The Assistant Accountant role, there is only 1 employee, who is also a male in a temporary position, with no one employed on a contract basis.

The total number of employees in the college is 17, with 4 in temporary positions and 13 in part time positions.

• **Total no of Teachers and staff by ethnicity and gender**

Ethnicity	Teacher(temporary)		Teacher(part time)		Non-teaching staff		Grand Total
	Male	Female	Male	Female	Male	Female	
Brahman	0	0	3	0	0	0	3
Chhetri	2	0	9	0	1	0	13
Muslim	0	0	0	0	0	0	0
Janajati	0	0	1	0	0	0	1
Dalit	0	0	0	0	1	0	1
<b>Total</b>	<b>2</b>	<b>0</b>	<b>13</b>	<b>0</b>	<b>2</b>	<b>0</b>	<b>17</b>

*Table 8.2: No of Teachers and staff by ethnicity and gender*

The table represents the staff distribution at the college based on ethnicity, job category, and gender. The majority of the staff are male part time teachers, with chhetri leading at 9 out of 13. There are Two temporary teachers, Two male from the Chhetri group. The non-teaching staff consists of male & Female, with the chhetri & Dalit group having the highest representation (1 out of 1). Overall, the college has a total of 17 staff members, with Chhetris forming the largest group (11 individuals).

 **Campus Chief**

## 9) Student-Teacher Ratio

The student-teacher ratio refers to the number of students for every teacher in an educational institution. It is a measure of the average class size and how many students a teacher is responsible for.

To calculate the student-teacher ratio, we use the following formula:

$$\text{Student-to-Teacher Ratio} = \text{Total Number of Students} / \text{Total Number of Teachers}$$

**Student-Teacher ratio of college:**

S.No.	Faculty	Academic degree of teaching staff				Total Teachers	Total Students	Ratio (student/teacher)
		Bachelors	Masters	MPhil	PhD			
1	Education	0	8	0	0	8	241	30.12
2	Management	0	7	0	0	7	112	16

*Table 9.1: Student-teacher ratio*

The table provide an overview of the **student-teacher ratios** in both the Education and Management departments. In the Education department, we currently have **8 teachers** serving **241 students**, resulting in a **student-teacher ratio of 30.12**. This lower ratio is beneficial as it allows our educators to provide more personalized attention to each student and ensures smaller class sizes, fostering a more supportive learning environment.

In contrast, the **Management department** consists of **7 teachers** and **112 students**, which results in a **higher student-teacher ratio of 16**.

The difference in these ratios reflects the varying teaching demands between departments. While a lower student-teacher ratio is generally seen as favorable for providing tailored learning experiences, we are mindful of managing class sizes effectively across all disciplines. Our goal is to maintain a balance between teacher workload and student support, ensuring a high-quality educational experience for all our students.

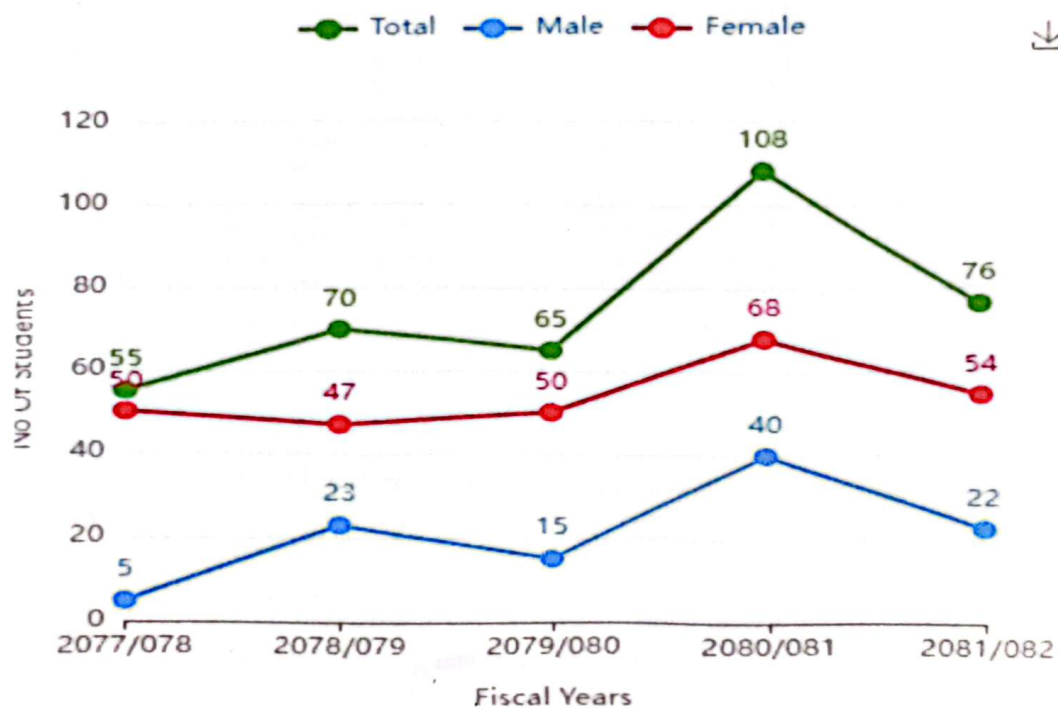
  
**Campus Chief**  
Himachal Multiple Campus  
Bharangana-11, Ramghat  
ESTD. 2069

## 10) Recent Trends

This section explores the recent trends at the college, with a focus on **enrollment patterns**, **graduation rates**, **pass percentages**, and **financial stability**. These factors, when examined together, offer valuable insights into the educational environment and highlight the evolving challenges faced by the college. Over time, **enrollment patterns** have mirrored societal shifts, economic conditions, and changes in educational policy, offering a snapshot of how **access to education** has expanded or contracted.

Similarly, **pass percentages** provide an important gauge of **academic success**, reflecting not only the preparedness of students but also the effectiveness of **teaching methods**, **support systems**, and resources available. **Graduation rates** further add to the picture, indicating the persistence of students through to the completion of their studies. The **financial landscape** of the college remains equally crucial, as it dictates the ability to support students and staff while ensuring **long-term institutional sustainability**. By examining these trends, this section seeks to provide a detailed understanding of how these factors work in tandem to shape the **student experience** at Himshikhar Multiple Campus.

**Student Enrollment Trend From 2077/078 to 2081/082**



Himshikhar Multiple Campus  
Pharwanga-11, Ramghat, Surkhet  
Estd. 2069

**Campus Chief**

26

Fig 10.1: Student enrollment trend in last five fiscal years

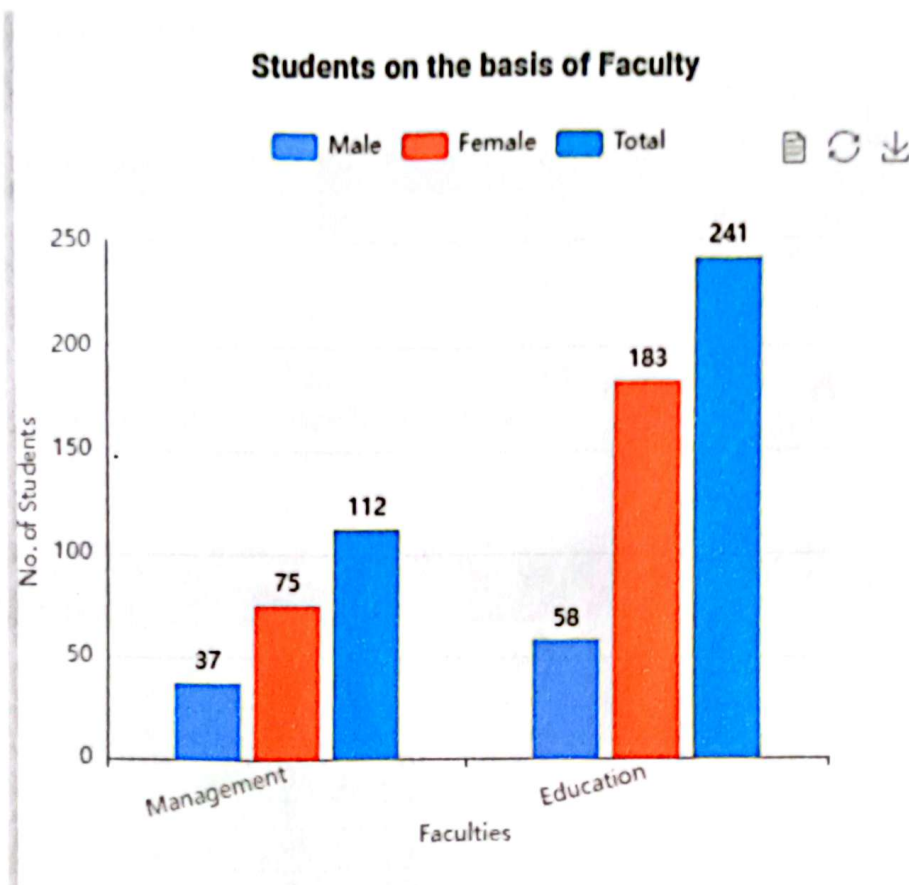
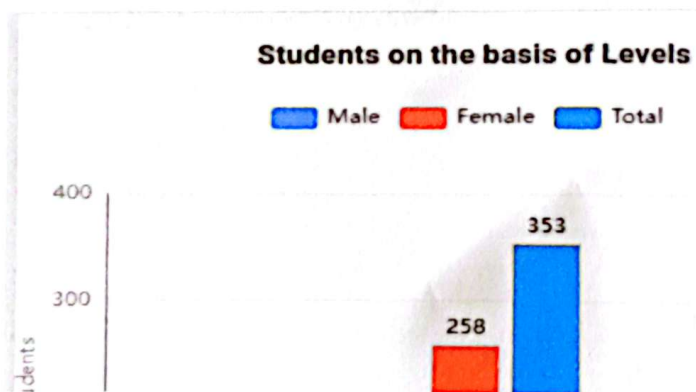


Fig. 10.2: Number of students studying in Himshikhar Multiple Campus by faculty and gender




  
**Campus Chief**  
 Himshikhar Multiple Campus  
 Ramghat, Sur  
 Estd. 2069

Fig. 10.3: Number of students studying in the College by level and gender

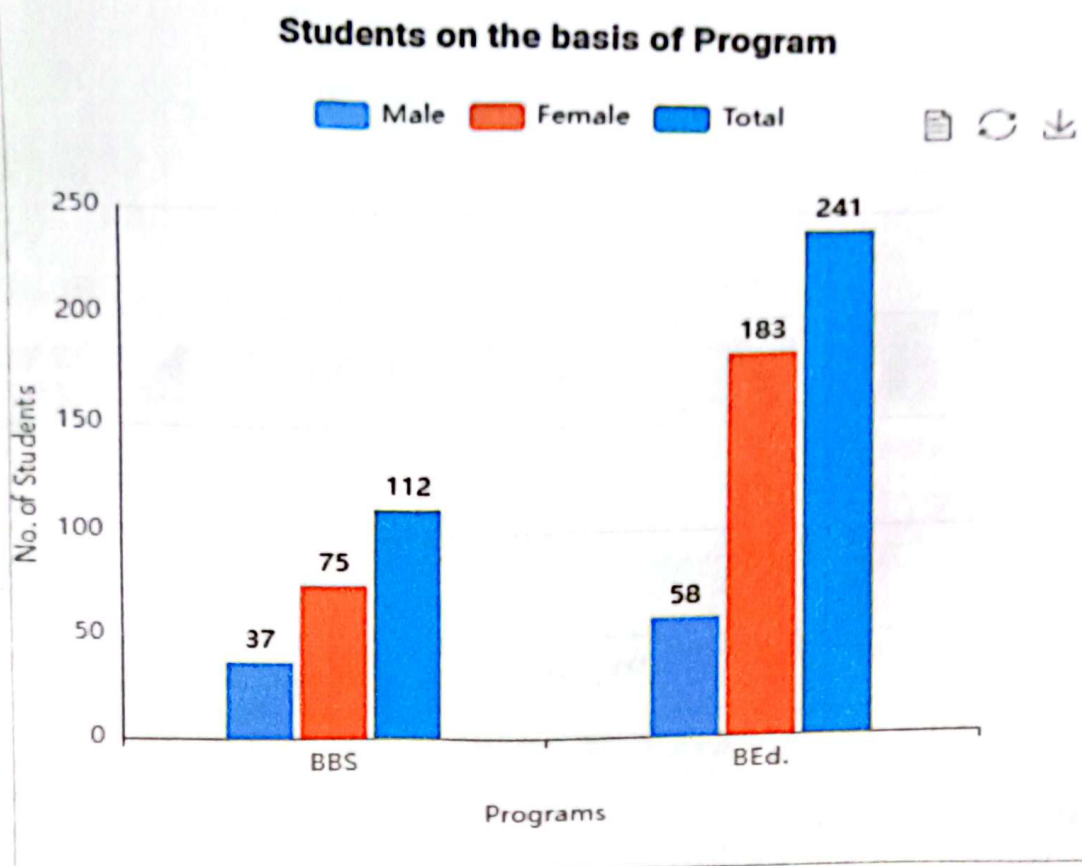
S.No.	Faculty	Total	Ethnicity							Total
			Chhetri	Brahman	Madhesi	Dalit	Muslim	Janajati	Others	
1	Management	112	58	8	0	24	0	14	8	112
2	Education	241	145	12	1	51	0	17	15	241
<b>Grand Total</b>		<b>353</b>	<b>203</b>	<b>20</b>	<b>1</b>	<b>75</b>	<b>0</b>	<b>31</b>	<b>23</b>	<b>353</b>

Table 10.1: No. of students by faculty and ethnicity

District	Ethnicity								Total
	Brahman	Chhetri	Madhesi	Dalit	Muslim	Tharu	Janajati	Others	
Baitadi	0	0	1	0	0	0	0	0	1
Bajura	0	1	0	0	0	0	0	0	1
Bardiya	0	1	0	0	0	0	0	0	1
Dailekh	0	6	0	1	0	0	0	0	7
Dang	0	0	0	0	0	0	0	1	1
Jajarkot	0	4	0	0	0	0	0	0	4
Makwanpur	0	0	0	0	0	0	0	1	1
Rukum (West)	0	0	0	0	0	0	0	2	2
Salyan	0	2	0	0	0	0	0	0	2
Surkhet	18	191	0	74	0	0	29	21	333
<b>Grand Total</b>	<b>18</b>	<b>205</b>	<b>1</b>	<b>75</b>	<b>0</b>	<b>0</b>	<b>29</b>	<b>25</b>	<b>353</b>

Table 10.2: No. of students by district and ethnicity


  
 Himachal Pradesh Sahitya Akademi
   
 Estd. 2001
   
 Campus Chief



*Fig. 10.4. Number of students studying in the College by program and gender*

S.No.	Faculty	Koshi	Madhesh	Bagmati	Gandaki	Lumbini	Karnali	Sudurpashchim	Total
1	Education	0	0	0	0	2	109	1	112
2	Management	0	0	1	0	0	239	1	241
<b>Grand Total</b>		<b>0</b>	<b>0</b>	<b>1</b>	<b>0</b>	<b>2</b>	<b>0</b>	<b>2</b>	<b>353</b>

*Table 10.3: No. of students by province and faculty*

  
 Himachal Pradesh Sahitya Akademi  
 Multiple Campus  
 Manganga-11, Rampur, Saharanpur  
 Estd 2000  
**Campus Cheif**

Fig10.5: Income and expenditure of the college in last fiscal year

Sources of Income	Amount (Rs.)	Total Expenditures			
		Operating Costs	Amount	Capital Expenditure	Amount
Internal Source	3674650	Internal Source	5356640	Internal Source	
UGC Grant	12639624			UGC Grant	12639624
<b>Grand Total</b>	<b>16314274</b>		<b>5356640</b>		<b>12639624</b>

### Student Graduation Trend From 2077/078 to 2081/082

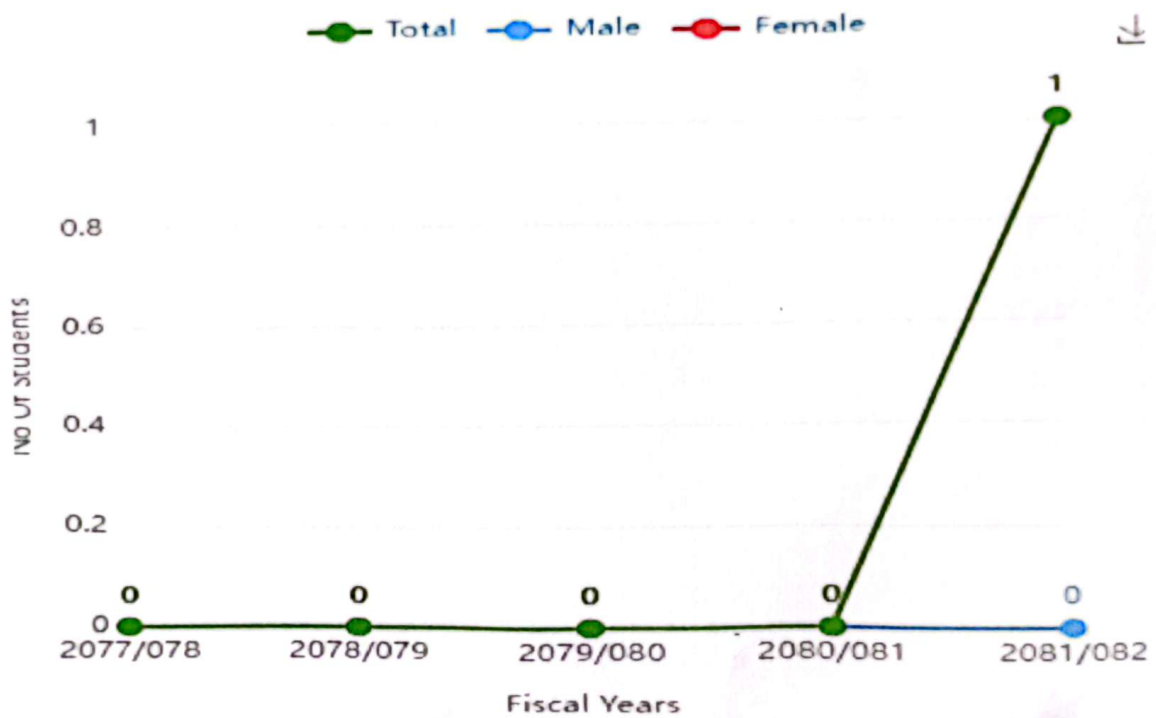


Fig 10.6: Students graduates' chart

  
 Campus Chief  
 Nirmalshikhar Multiple Campus  
 Bharganga-11, Ramghat, Lucknow  
 Estd. 2009

In summary, the recent trends observed at the College highlight a steady and encouraging trajectory marked by academic improvement, institutional resilience, and growing inclusivity. The college's progress in enhancing student pass rates, promoting gender balance, and improving financial sustainability reflects a thoughtful and integrated approach to development. These outcomes are not only a testament to the dedication of the faculty, administration, and students but also to the growing trust and support from the wider community.

Looking ahead, sustaining this positive momentum will require continued investment in quality teaching, data-driven decision-making, and innovative approaches to resource mobilization. Strengthening partnerships—with local communities, alumni, and educational networks—will further amplify the college's impact. With a clear vision and collaborative spirit, Himshikhar Multiple Campus is well-equipped to evolve into a model institution for community-based higher education in the region.

Himshikhar Multiple Campus  
Durgam-Chauri, Ramghat, Surkhet  
Est. 2069

  
**Campus Chief**

## 11) Annex Summary Enrollment by Level, Faculty, Program, Gender and Caste Ethnicity

In the academic year 2081/82 B.S., Himshikhar Multiple Campus had a total enrollment of 353 students, all enrolled at the Bachelor level, across two main academic programs: Bachelor in Business Studies (B.B.S) and Bachelor in Education (B.Ed). These programs fall under the Faculty of Management and Faculty of Education, respectively.

Out of the total students, 112 were enrolled in the B.B.S program, and 241 in the B.Ed program, as illustrated in Figure 3.3. The overall gender distribution shows a notable female majority, with 258 female and 95 male students. This trend is even more pronounced in the B.Ed program, which had 88 females and only 33 males, resulting in a Gender Parity Index (GPI) of 2.67 for Education, and 1.14 for Management. The overall GPI for the college stands at 1.61, indicating a higher female enrollment across both faculties as shown in the figure.

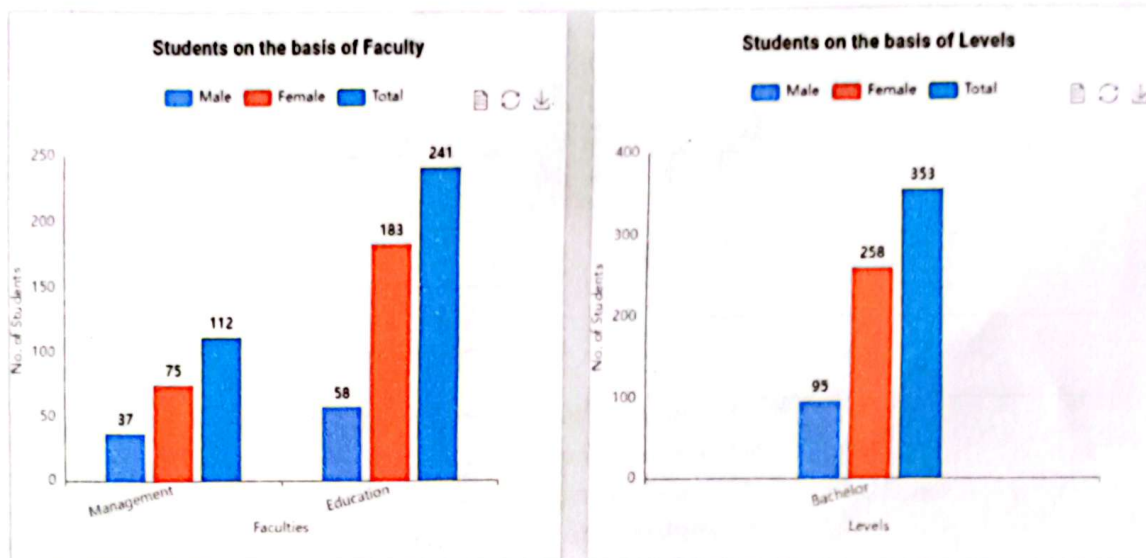


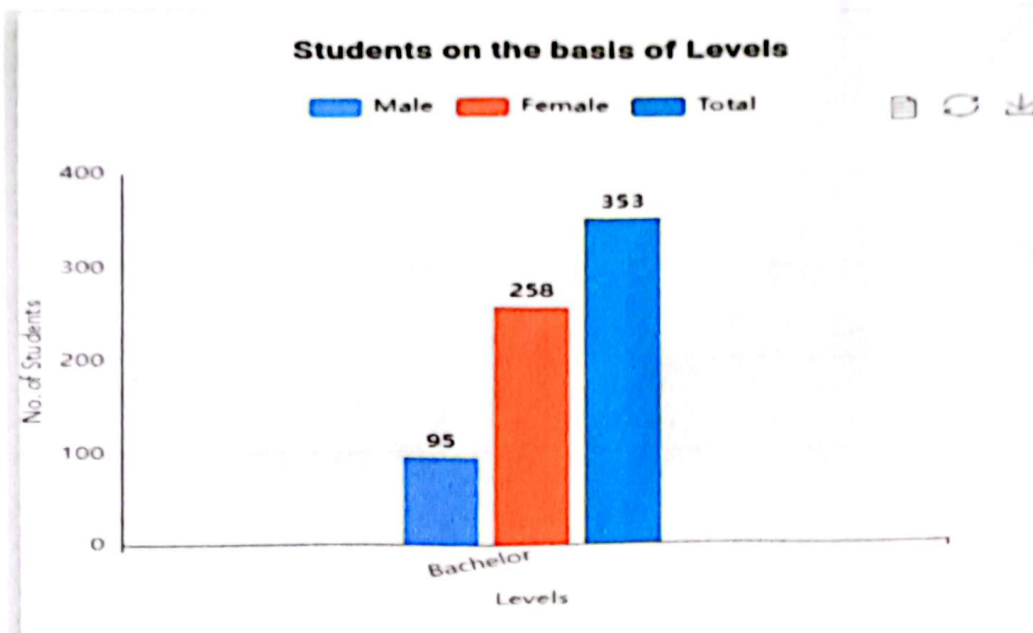
Figure: 11.1

The ethnic composition of the student body reflects a diverse demographic. The majority of students belong to the Janajati community (31 students), followed by Chhetri (203) and Brahman (20). Other groups include Dalit (75), Madhesi (1), and Muslim (0). The Management faculty has the highest number of Janajati students (85), while Education also has a significant presence (62), as seen in Table 11.1 and Figure 11.2.

Table 11.1

*[Signature]*  
**Campus Chief**  
 Himshikhar Multiple Campus  
 Birganga-11, Ramghat, Surkhet  
 Estd. 2059

No.	Faculty	Total	Ethnicity							Total
			Chhetri	Brahman	Madhesi	Dalit	Muslim	Janajati	Others	
1	Management	112	58	8	0	24	0	14	8	112
2	Education	241	145	12	1	51	0	17	15	241
<b>Grand Total</b>		<b>353</b>	<b>203</b>	<b>20</b>	<b>1</b>	<b>75</b>	<b>0</b>	<b>31</b>	<b>23</b>	<b>353</b>

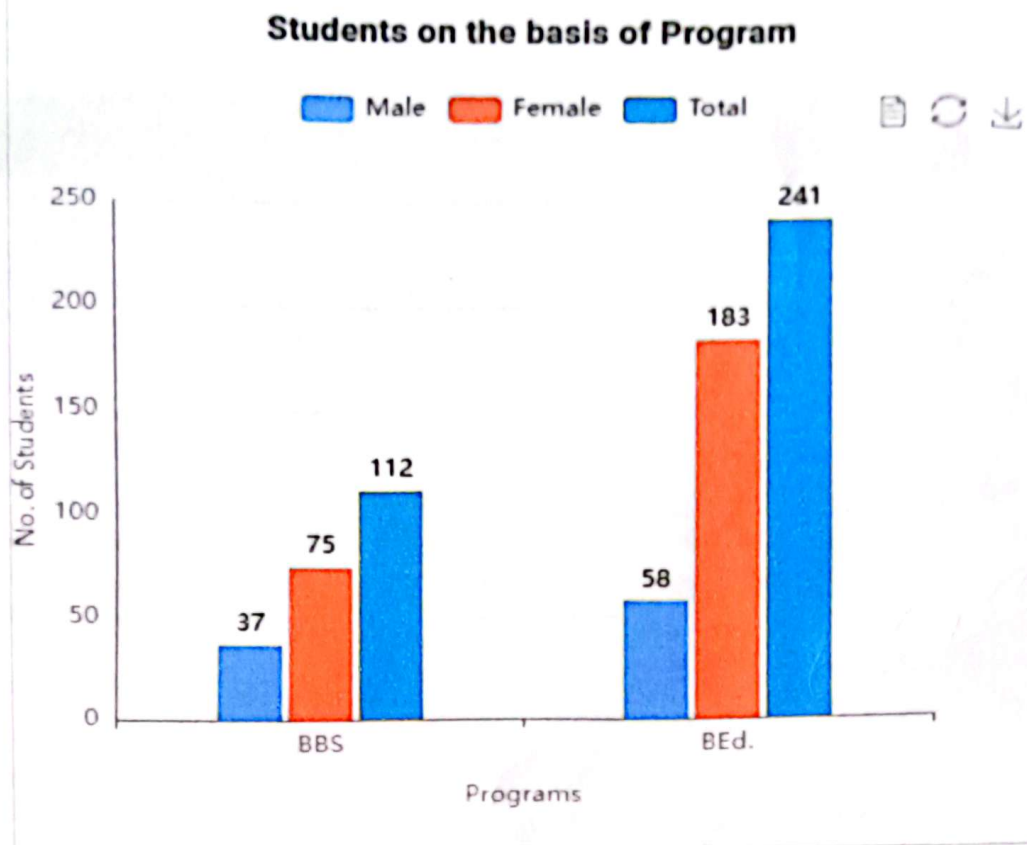


**Figure 11.2**

In terms of **geographic distribution**, most students come from **Surkhet district**, emphasizing the college's regional impact. The remaining students come from districts like Jajarkot, Rukum and others, each contributing one to three students (Table 3.3). When examined by province, **Karnali Province** dominates enrollment with **353 students**, while other provinces contribute marginally (as shown in Table 3.4, Figure 10.3).

The program-wise breakdown also aligns closely with faculty distribution: **B.B.S** falls under **Management**, and **B.Ed** under **Education**. This clear distinction helps streamline administrative planning and reporting, while also reflecting student preferences based on career aspirations (Figure 11.3).

  
**Campus Chief**



*Figure: 11.3*

These enrollment trends highlight the college's growing appeal among local students, especially among **women and Janajati communities**. They also underscore the need for continued support and targeted policies to ensure **inclusivity and gender equity**.

#### **Public Financing**

Himshikhar Multiple Campus, as a **community-based educational institution**, operates with financial support from **various sectors**, including the **University Grants Commission (UGC)**, **local government bodies**, **community donors**, and **student fees**. The institution received a total income of **Rs. 1,63,14,274** during the fiscal year 2080/81 B.S. The largest income sources were **UGC grant (Rs. 1,53,45,600)**, **student annual fees (Rs. 16,44,200)** and the with smaller contributions from **admission fee**, **certification fees**, and other miscellaneous revenues.

On the expenditure side, a total of **Rs. 1,57,39,726** was spent across both **operational and capital expenses**. **Operational costs** included salaries (Rs. 34,94,735), exam-related fees, office maintenance, and utility services (Rs. 88,235 in total). In terms of **capital investment**, the college allocated **Rs. 1,03,68,085** for infrastructure improvements, such as **building**.

  
**Campus Chief** 34  
 Himshikhar Multiple Campus  
 Ramghat, Kathmandu-11, Ramghat  
 Estd 2069

Sources of Income	Amount (Rs.)	Total Expenditures			
		Operating Costs	Amount	Capital Expenditure	Amount
Internal Source	3674650	Internal Source	5356640	Internal Source	
UGC Grant	12639624			UGC Grant	12639624
<b>Grand Total</b>	<b>16314274</b>		<b>5356640</b>		<b>12639624</b>

*Figure 11.4*

This financial structure not only ensures the smooth functioning of the college but also reflects its **commitment to transparency, infrastructure development, and digital transformation**, including the implementation of a **Higher Education Management Information System (HEMIS)**.


  
**Campus Chief**